

## Spring 2018

The following represents an assessment of the weather experienced across the UK during Spring 2018 (March, April, May) and how it compares with the 1981 to 2010 average.

The early part of spring was rather unsettled, with some short spells of cold wintry weather, but also some drier spells. A particularly warm spell in the third week of April was followed by a May which, despite a brief cold spell to start, was one of the warmest on record. Weather systems approached the UK from the west for most of March and April, with only brief settled spells, but easterly winds were common during May. Below average temperatures for much of March and the first half of April meant a delayed start to the growing season, though the warmth of April 18th-21st was a sharp contrast. Although most areas had a drier May, spring rainfall totals were above average for eastern, central and southern areas. Sunshine was above average in most areas, especially further north.

March 2018 saw temperatures well below average in all areas; the UK monthly mean temperature was 1.6 °C below the long-term average. Though April did see further cold weather, the warm spell in the third week meant that overall the month was warmer than average, especially towards south-eastern areas, and the UK as a whole saw mean temperatures 1.0 °C above average. May was warmer than average, especially for maximum temperatures, with a UK mean temperature 1.7 °C above average.

March was much wetter than average across most of England and eastern Scotland, though markedly drier than average in many north-western areas. Overall the UK had 110% of average rainfall. April was again somewhat wetter than average for most areas, but northern Scotland was slightly drier; the UK overall had 119% of the month's average rainfall. May was generally drier than average, though thunderstorms were common in the last week, so rainfall totals exceeded the average in a few places and were 69% for the UK as a whole.

Many areas had rather less sunshine than average during March, though western fringes of Britain fared better. April saw more sunshine than average across northern Scotland, but other areas were duller, especially the south-west. May was the UK's sunniest on record, with sunshine totals above average almost everywhere. Sunshine totals for the UK overall were 83% of average in March, 90% of average in April, and 132% of average in May.

### UK statistical summary

#### Mean Temperature

The provisional mean value is 8.1 °C, which is 0.4 °C above the 1981-2010 average.

#### Rainfall

The provisional total is 239 mm, which is 101% of the 1981-2010 average.

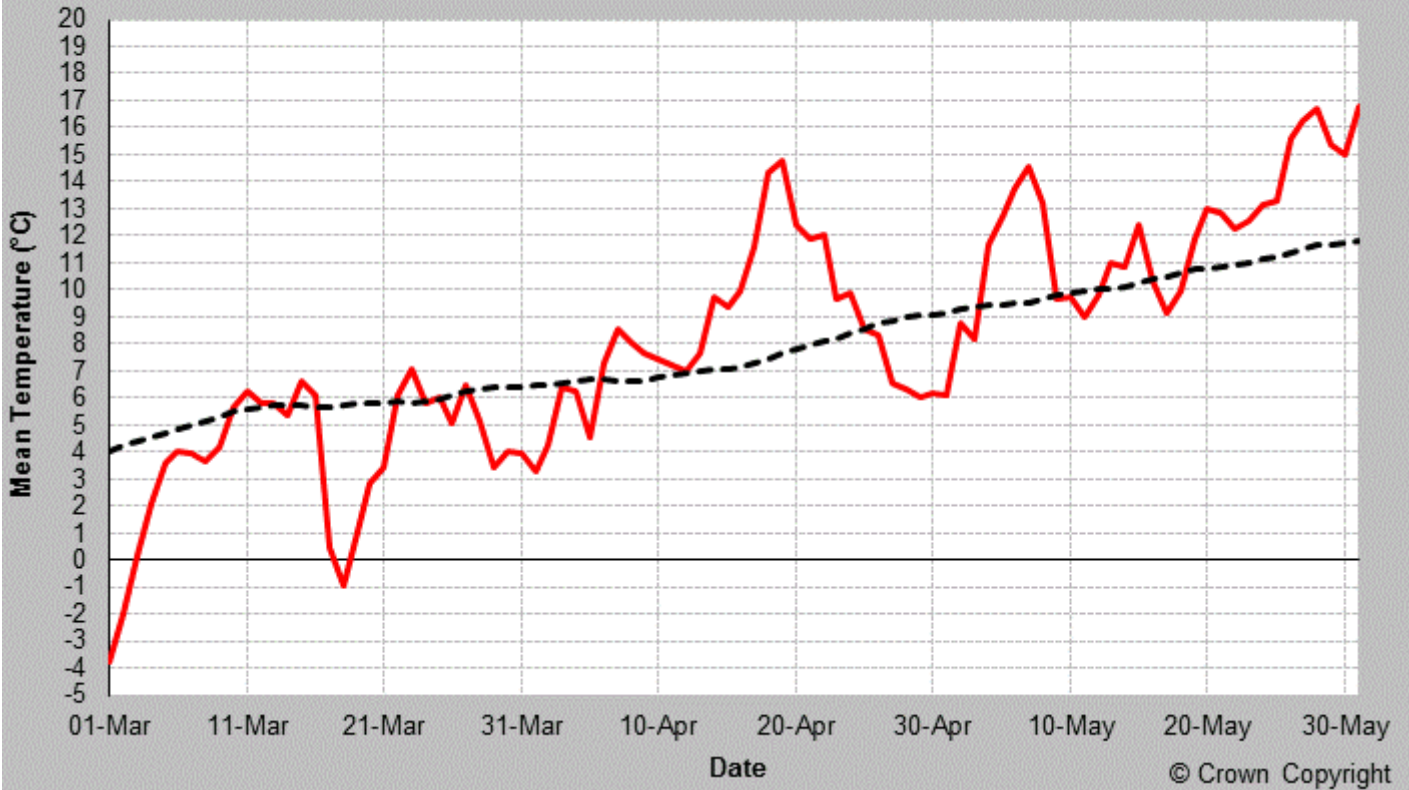
#### Sunshine

The provisional total is 464 hours, which is 106 % of the 1981-2010 average.

# Mean Temperature - Spring - 2018 - UK



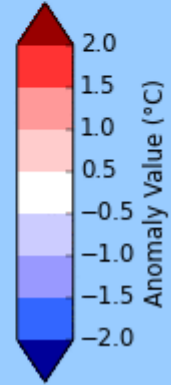
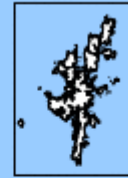
— 2018    - - - 1981-2010 Average



© Crown Copyright



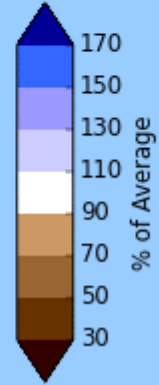
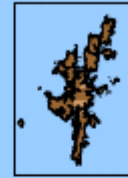
Spring 2018  
Mean Temperature  
1981-2010 Anomaly



© Crown copyright



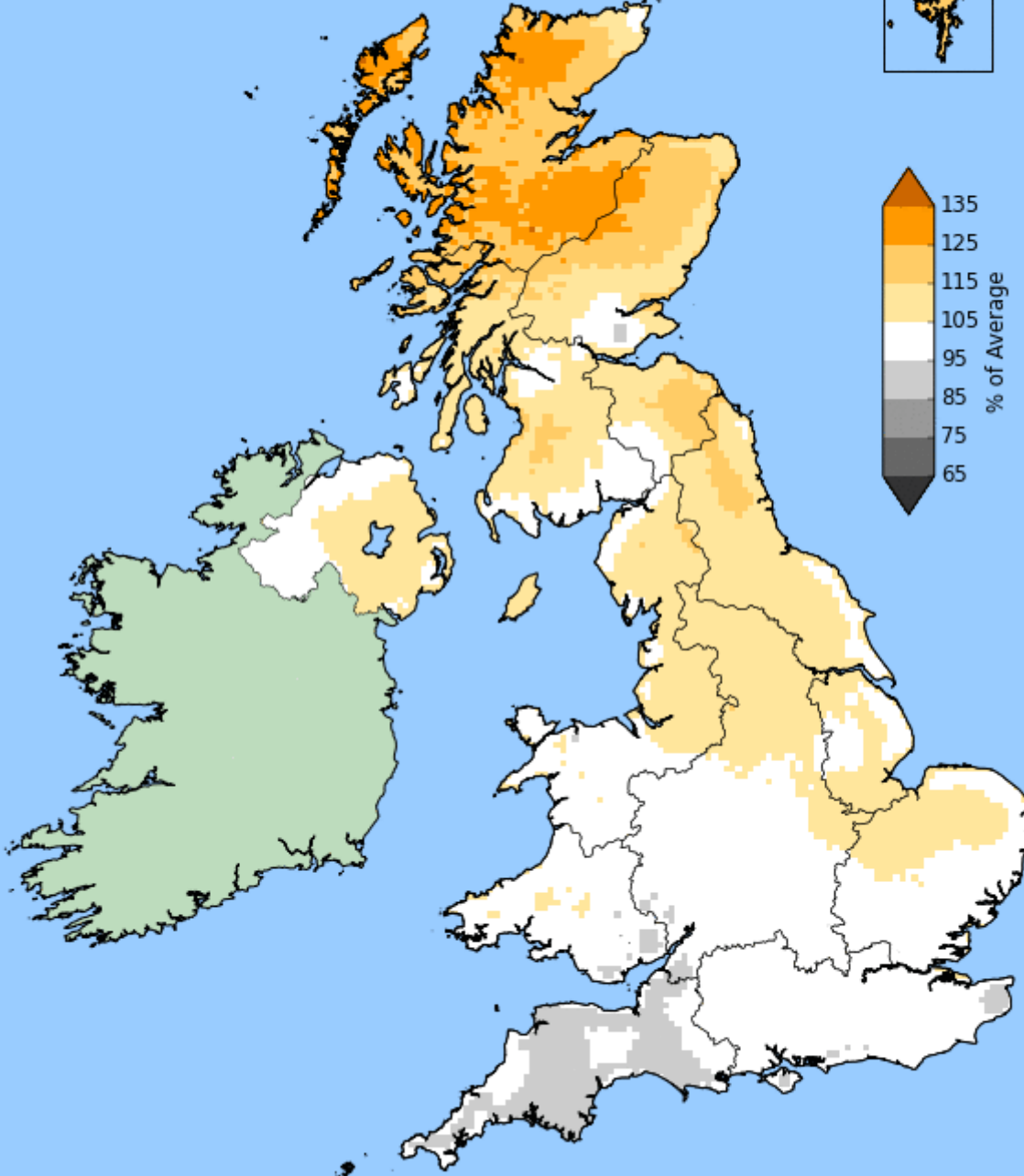
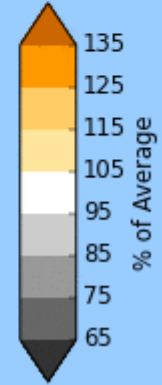
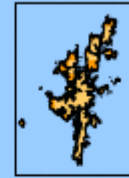
Spring 2018  
Rainfall Amount  
% of 1981-2010 Average



© Crown copyright



Spring 2018  
Sunshine Duration  
% of 1981-2010 Average



© Crown copyright

Last updated: 5 June 2018